



Managing quality & traceability using TransLution Software

## TransLution Quality Manager

Food producers today are faced with a range of requirements that they need to satisfy. There are a number of legislative standards to be complied with. Customers such as retailers and distributors are adding a number of requirements to allow them to better manage their product quality and business processes. Companies today are sensitive to the responsibility they bear to the consumer to deliver not only reliable quality but also to support proper product labeling, tracking and support for product recalls when necessary.

Manual recording of samples and test results on clipboards and spreadsheets is often inaccurate and subject to operator manipulation. Quality Manager promotes consistency in sample taking, accuracy of test data, and makes test results available to operations staff outside the laboratory.

### Benefits:

- Computer-generated barcode labels are applied to samples
- Sample results are compared to pre-set standards and are presented in management dashboards
- Date, time and operator are recorded on all sample and testing activity
- Customisable test types and standards
- SYSPRO integration for receiving, production and finished product
- Replaces spreadsheets and clipboards with a database of samples and test results
- Easy generation of accurate certificates of compliance and reports



## FACTORY PROCESS FLOW OVERVIEW

### Quality Data Captured - Examples



Scan Product	BC01
Product	FS2
Test Method Group	Final Status
Test Method	Final Status
Final Status	Inspection Report

Scan Product	BC01
Product	FS2
Test Method Group	Inspection Report Checks
Test Method	Result
Drivers Name	Sam
Vehicle Registration	L360351
Supplier Name	Orley Food
Micro Sample Taken	Yes
Certificate of Analysis Received?	No

Scan Product	BC01
Product	FS2
Test Method Group	Product Quality
Test Method	Result
Product Name	Dark MH Coating
Packing	Good
Trace Code	30/08/14
Temperature	15
Shelf Life	7 Months
Colour, Texture, Odour, Taste	Good

### Raw Material Receiving Inspection Report

During receiving, the user will enter the invoice number which lists the tests required for the Inspection Report. During the receiving process supplier batch codes are logged and pallet and unit labels are printed for each item received.




Test Method	TestMethodDescription	Result	Please Add Comment
Ambient Temp	Ambient Temp	25.000	Everything was OK. The air conditioner was working
Cleaning	Walls and Floor Washed	Yes	The cleaner was late. I washed the floor
Humidity	Room Humidity	48.000	
Ready	Room ready for production	Yes	

### Storage

Quality data can also be captured during the storage of raw materials. This test logs the temperature of cold storage units.



<b>Stock Code:</b>	A004	<b>Stock Code:</b>	A001
<b>Product Description:</b>	Salt	<b>Product Description:</b>	Unsalted Butter
<b>Job Number:</b>	Job3	<b>Job Number:</b>	Job3
<b>Qty:</b>	0.15 kg	<b>Qty:</b>	2.3 kg
<b>Use By Date:</b>	20/04/2015	<b>Use By Date:</b>	02/11/2015



### Scaling and Batch Processing

During the batching process, each item (ingredient) is weighed and batched against a bill of materials (recipe). Batches are labelled and readied for production.

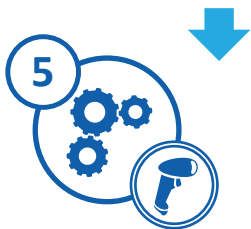


Step	Value
Batch No.	23456
Date	01/Sep/2019

Text Method	Description	Result	Please Add Comment	Other stuff
AmbientTemp	Room Temperature	23.000	comment1	other1
Cleaning	Floor and walls washed	Yes		
Humidity	Room Humidity	45.000		
Ready	Room Ready for Production	No	comment4	other4

## Pre-Production Checks

Environmental factors and equipment are tested prior to production. Production does not commence until all checks have been completed correctly.



Select	Job	Sub	Desc	Qty	Supplier	Supplier Batch	Production Date	Receiving
<input type="checkbox"/>	C145	3	Salt	0.15	Cerebos	161	01 Jan 2019	23 Apr 2019
<input type="checkbox"/>	C145	3	Flour	13.4	Supreme Flour	CR451F	05 Aug 2019	18 Aug 2019
<input checked="" type="checkbox"/>	C145	3	Unsalted Butter	2.3	Clover	DDF510	12 Aug 2019	18 Aug 2019
<input type="checkbox"/>	C145	3	Pastrix	7.8	Hudson and Knight	6781	22 Aug 2019	25 Aug 2019

## Production

TransLution can be integrated into production equipment and devices. The capture and availability of accurate quality data throughout the production process ensures that the correct procedures are followed for quality management.



Sales Order	Customer Name	Shipping Instrs	Customer Po Number	Req St
000000000000792	Bayside Bikes	Road	BB781	2/9/2020 12:00
000000000000821	Grand Adventures	Sea	151	4/30/2020 12:00
000000000000825	Out of Africa	Road	OoA 666	4/13/2020 12:00
000000000000826	The Garden of Eden	Road	GE 678	4/13/2020 12:00

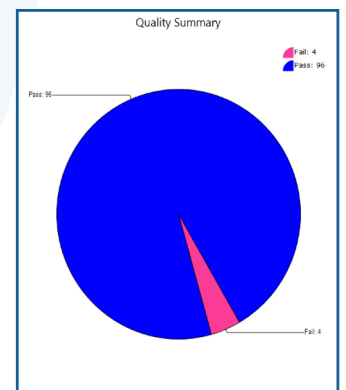
## Loading & Dispatch

TransLution also captures data from road weigh-bridges. This example shows the sales order, driver, weight, and time and date of weigh-in for a number of trucks that have left for shipping on one particular order.



## Reporting and Traceability

Once the information has been logged and posted to the SYSPRO software, it can be immediately accessed electronically. All data for a particular document number can be viewed.



# TRANSLUTION ROADMAP

## Integration

Leverage existing SYSPRO and inventory software investments: Use TransLution to seamlessly integrate information captured on the production floor and in the warehouse with your existing system. TransLution supports multiple devices such as wireless barcode scanners, touch-screen PCs and tablet PCs, and delivers data captured directly into the accounting world of SYSPRO.

## Shop Floor Integration

TransLution does not only integrate seamlessly to your ERP and other business systems, we also offer many options to integrate to shop floor equipment including scales and various IoT devices. This allows you to combine shop floor process data with your inventory data.

## Data Analysis & Reporting

TransLution EazyQuery searches internal and external databases and presents information in customized views on-screen, with drill-down, print, and export to spreadsheet capabilities. EazyQuery further improves efficiency by automating processing, publishing and distributing query reports on a schedule for both internal and external users.

## TRANSLUTION CLIENTS

### TransLution Android

TransLution Android uses hand-held scanners, phones or tablets to provide instant availability of process information, offering maximum control, increased information accuracy, traceability, reporting and improved decision making.

### TransLution Windows

TransLution Windows runs on a standard PC or touchscreen where screens are configured to include only those operations relevant to each process, including buttons to print labels, view picking orders, stock count data, or reveal production instructions.

## TRANSLUTION CUSTOMERS

TransLution Software is an **authorized SYSPRO System Integrator Development Partner** servicing over 350 companies, and supporting over 3600 mobile devices across multiple industry sectors:



### North America

TransLution Software LLC  
Tanyard Oaks Office Park, Suite 901B  
327 Dahlonaga Street, Cumming, GA 30040

Email: [info@translutionsoftware.com](mailto:info@translutionsoftware.com) | Website: [www.translutionsoftware.com](http://www.translutionsoftware.com)

### Africa

TransLution Software (Pty) Ltd  
Johannesburg, South Africa

### Australia

BJM Business Solutions Pty Ltd  
Victoria, Australia  
[www.bjmbusiness.com](http://www.bjmbusiness.com)

### United Kingdom

NexSys Solutions Limited  
Manchester, United Kingdom  
[www.nexsys.co.uk](http://www.nexsys.co.uk)

### Europe

Brainsys BV  
Rotterdam, Netherlands  
[www.brainsys.nl](http://www.brainsys.nl)



Available on

