



Improve Stock Accuracy & Satisfy Audit Requirements

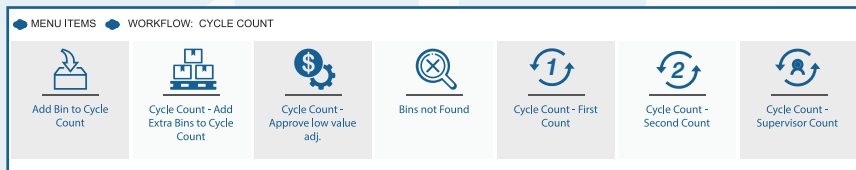
TransLution Software Cycle Count Functions

The TransLution Cycle Count process has two purposes. The first is to improve accuracy of the physical stock in bins compared with the book stock records in SYSPRO. The second is to provide a process that ensures each bin is counted with sufficient frequency to satisfy control and audit requirements so an annual wall-to-wall stock count is not required.



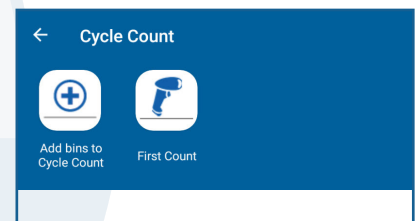
Setting Up Cycle Counts

Each Bin is set up to define how many times per year it should be counted. The cycle count process then creates daily or weekly cycle counting jobs for all bins in the warehouse ensuring they are counted at the required frequency.



Counting Stock

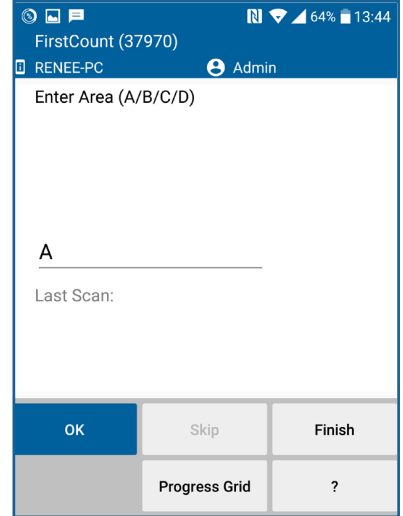
Users are instructed which bins to scan and all counts are logged. All variances are dealt with by the system and updates are posted to Syspro as required. All counts are date/time stamped by device, user and are recorded in the TransLution database to preserve the activity history and to provide reporting for SYSPRO stock adjustments created due to cycle count.



Cycle Count Audit Trail

It is very important to be sure what actions were taken and by whom. Not only are all scans and counts logged along with the user that performed the count but there are some other rules as well. If the First Count does not match the expected count, then a second count is required.

The user doing the second count cannot be the same as the user that did the first count. If the two counts still do not match then a supervisor count is required and again, the Supervisor may not be the same user as the first or second count user. Finally, there are a number of EazyQuery views and reports available to allow users in the Finance department to be aware of the details of all stages of the Cycle Count process.



Reporting

Cycle Count Review queries are available showing frequency of bin counts by frequency group, and/or product, and/or operator doing the counts for the year.

- There is also a query to show all stock adjustments processed per bin and per product for each count.
- Users have access to a view showing bins in the cycle count pool that have not yet been counted. This is a useful tool to monitor the cycle count process.
- All query data may be saved to CSV for analysis. Other views of the data are also available.

North America

TransLution Software LLC
Tanyard Oaks Office Park, Suite 901B
327 Dahlonga Street, Cumming, GA 30040
Email: info@translutionsoftware.com | Website: www.translutionsoftware.com

Africa

TransLution Software (Pty) Ltd
Johannesburg, South Africa

Australia

BJM Business Solutions Pty Ltd
Victoria, Australia
www.bjmbusiness.com

United Kingdom

NexSys Solutions Limited
Manchester, United Kingdom
www.nexsys.co.uk

Europe

Brainsys BV
Rotterdam, Netherlands
www.brainsys.nl



Available on

